



# InRak™

## 10 – 67kW

### HIGH PERFORMANCE IN-ROW COOLER:

- + EER up to 108.03
- + 17 – 100% variable capacity control
- + Up to 83% more cooling/m<sup>2</sup>\*

\* Compared with a conventional CRAC unit



# Targeting IT cooling

Via the shortest, direct route

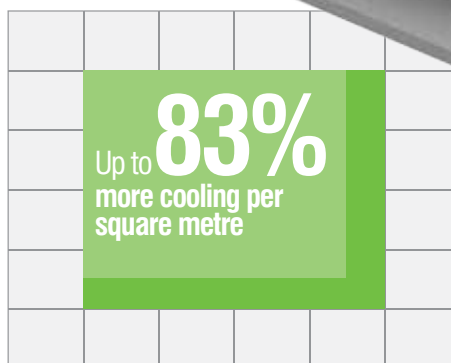

**The InRak™ is a high performance in-row cooling solution which precisely cools and conditions air in close proximity to the servers and provides industry-leading cooling for its footprint.**

Advanced air flow management within the InRak™ innovatively transmits cooled air horizontally across the front of the server racks. This acts as a curtain, providing even cooling over the full height of the server rack whilst managing the aisle static pressure. Single circuit models of the InRak™ are available in DX or chilled water (CW) units and dual circuit in CW.

## Flexible, scalable application

The compact, modular InRak™ is an ideal solution for:

- Precise cooling of medium density zones with 6 - 20kW heat load per rack
- Aisle containment pod; localised cooling or open aisle structure
- Rooms with or without a floor void
- Managing localised hot spots
- Scalable IT environments



Typically offered by the InRak™ compared with a conventional CRAC unit



EC inverter scroll compressor  
**17 – 100% variable capacity control**

EC 20 – 120rps compressor quietly and exactly matches cooling demand, reacting to load fluctuations and saving substantial energy at part load.


\* tandem set comprises 1 x fixed speed and 1 x EC inverter compressor



EC fans  
**Up to 70% more efficient\***

EC electronically commutated centrifugal fans give increased performance for reduced power input; the fan assembly can be replaced while the unit is still running.

\* than an AC fan at part load



Efficient 'A' frame coil design  
**Maximum heat exchange area**

The A-Frame heat exchanger can give a large increase in heat exchanger face area facilitating larger cooling capacities and more efficient cooling.



Electronic expansion valve  
**EER increased by up to 30%\***

An EEV allows for perfect refrigeration control whilst operating at part load and lower ambient conditions with a reduced condensing pressure.

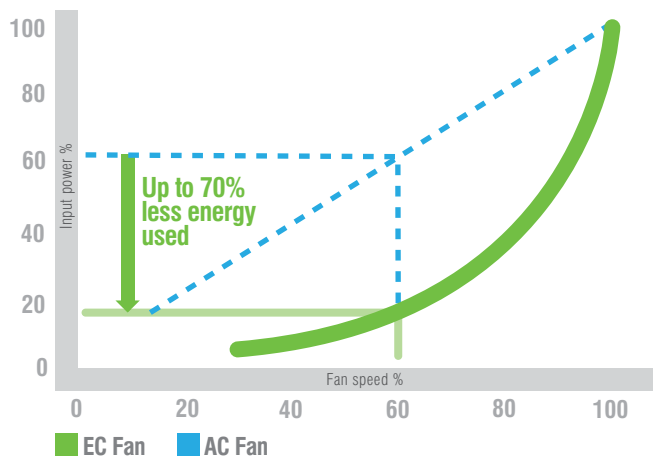
\* compared with a standard thermostatic expansion valve

# Up to 70% energy savings\*

The InRak™ has been engineered with very low air flow resistance; its four centrifugal fans utilise the latest EC fan technology which responds seamlessly to load fluctuations and delivers greatly enhanced fan efficiency particularly at part load

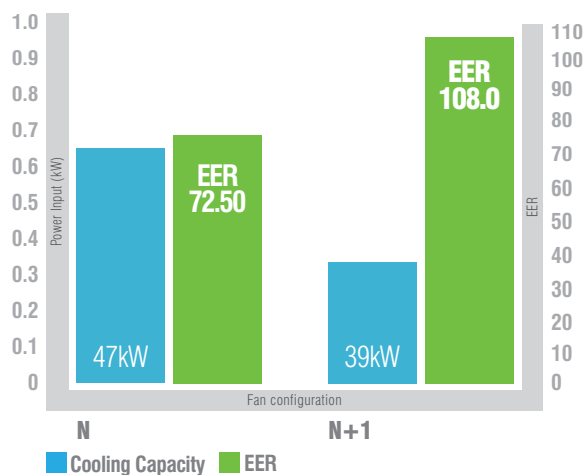
\* compared with an AC fan at part load.

## EC fan: Up to 70% more efficient than an AC fan at part load



## InRak™: Excellent part load efficiency

N (47.1kW of cooling), N+1 (38.9kW of cooling)




## EER up to 108.0

Optional n+1 fan configuration enhanced by smart control logic and EC fan technology, gives the InRak™ built-in redundancy and excellent part load efficiencies. During part load operation, the unit's Energy Efficiency Ratio (EER) increases from 72.5 to 108.0, significantly contributing to reduced operating costs and carbon emissions.

## Exact capacity match with 17 – 100% variable cooling

EC latest technology 20 – 120rps compressor offering 17 – 100% modulation

The InRak™ features two scroll compressors in one circuit comprising an EC latest technology 20 – 120rps inverter compressor and the opportunity to add a fixed speed compressor for larger capacities. The quietly operating EC inverter driven scroll compressor offers substantial energy savings at part load and with a starting current equivalent to just 10% that of a traditional fixed speed scroll compressor.



■ Zone temperature ■ Setpoint

Supply air temperature is closer to setpoint. Zone temperature is kept tightly near setpoint at all times by continuous load-matching operation.



■ Zone temperature ■ Setpoint

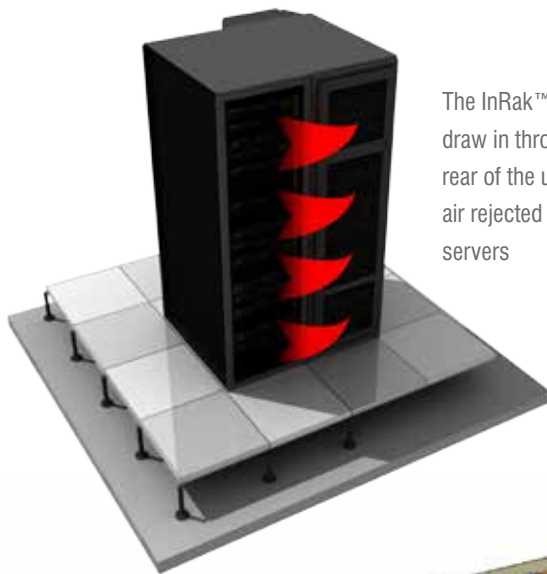

Supply air temperature will be colder than needed due to excess capacity. Zone setpoint is maintained by on-off cycling.

# Even more efficient

## In aisle containment

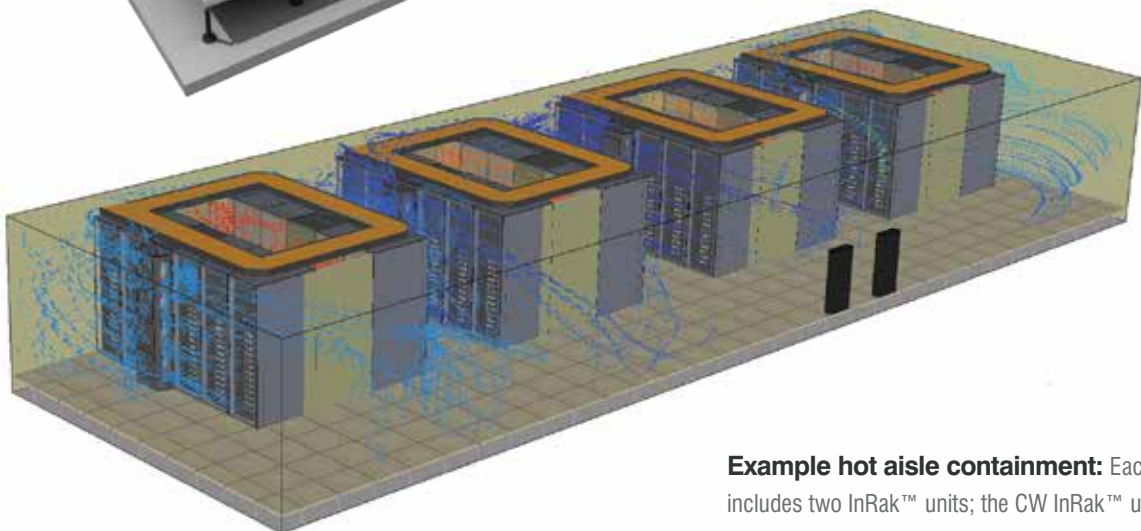
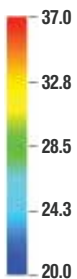
The InRak™ can be positioned next to a single rack; within a row of six 10kW server cabinets for example or sit between two 30kW racks in a higher density area.

The InRak™ can be integrated into a traditional hot or cold aisle system, but when applied with aisle containment, the performance of the InRak™ is significantly enhanced. In hot aisle containment, the fans draw in hot air rejected by the servers. Due to the minimum distance that the hot air has to travel, the risk of cold air mixing with rejected hot air is greatly decreased. This in turn reduces the need for low supply air temperatures, enabling the data centre to operate at higher temperature, which improves efficiency.



The InRak™ fans draw in through the rear of the unit, hot air rejected by the servers

Temperature (C)



**Example hot aisle containment:** Each pod includes two InRak™ units; the CW InRak™ units control the supply temperature of air into the servers at  $22^{\circ}\text{C} \pm 2^{\circ}\text{C}$ ; hot aisle temperature is  $36^{\circ}\text{C}$



# With a free-cooling chiller

Free-cooling for up to 95% p.a.

## Integration with a free-cooling chiller

Chilled water models of the InRak™ deliver even greater efficiency when integrated with one or more Airedale free-cooling chillers. Free-cooling saves vast amounts of energy, particularly when room temperatures are high. For free-cooling to operate, the temperature difference between the ambient air and return water can be as little as 1°C.

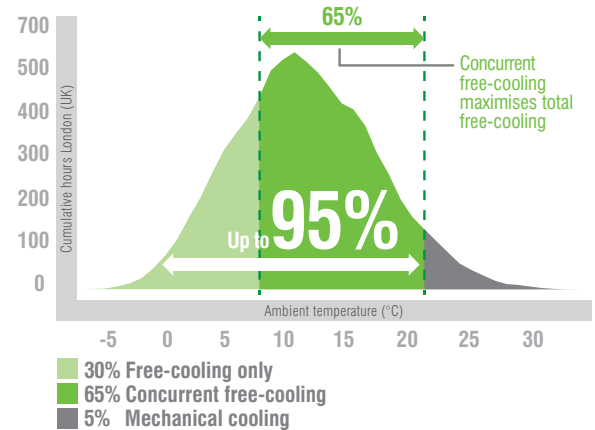
## Concurrent free-cooling

Airedale chillers offer concurrent free-cooling which enables free-cooling to be captured whenever the ambient is below the return water temperature. The system controls constantly monitor the temperature differences and will only switch on the mechanically-driven compressor when extra cooling is needed, introducing concurrent free-cooling - a mixture of free-cooling and mechanical cooling.

## Using heat to increase free-cooling

A higher water supply temperature of up to 17°C raises the free-cooling threshold of all Airedale free-cooling chillers including the more compact variants. When an Airedale free-cooling chiller is linked with the InRak™ in a 24/7 data centre with a typical room temperature of 24°C, free-cooling will be active for more than 95% of the year (London, UK).

## Up to 95% of the year spent in free-cooling



# 50% energy savings




when the InRak™ is integrated with a concurrent free-cooling chiller\*

\*compared with a conventional chiller

One kilowatt of power saved every hour 24/7, represents a saving of £876\* a year, equivalent to over 4 tonnes of CO<sub>2</sub>

\* £0.10/kWh



# Intelligent controls

## Seamlessly managing your system



The control centre of each of our cooling systems is a sophisticated electronic microprocessor with control logic specially developed by Airedale.

The microprocessor uses sensors to send and receive messages to and from active components such as compressors, fans and pumps so they interact with each other, balancing cooling duty, temperature, air flow and pressure to exactly match the application.

By integrating intelligent components, the controller manages and optimises the system's performance and reduces power draw.

### Smart networking solutions:

Fully-programmable via the control panel's user-friendly display, the microprocessor can be linked with all standard BMS protocols to:



Trigger alarm messages



Operate time scheduling



Send alarm/service messages via email or SMS using an interface



Allow adjustment of temperature setpoints

### Integration protocols

Modbus®

BACnet™

SNMP

ECHELON™  
THE LORWORKS COMPANY



### Latest touch screen technology:

Available as an option and allowing the display to be viewed in full colour and in graphical format



## 24/7 total confidence

Resilience is designed into InRak™ units from day one and is managed by advanced controls logic to give you complete confidence that your data centre is never put at risk and to help you achieve data centre tier classification.

### N+1 fans

The InRak's four fans run up to 75% capacity during normal operation. If one fan fails, the other three fans instantly speed up to 100% if required, to provide the same total amount of cooling and maintain temperature control. They then modulate back when a fourth fan is in operation again. All fans are 'hot swappable' as standard.

### Pressure differential management

The InRak™ maintains pressure in the aisle containment system within the server design envelope, whilst still ensuring temperature is controlled.

### Automatic transfer switch

In the event of a power failure, power supply is switched instantly to an alternative power supply and cooling continues, supporting redundancy power supply specifications in critical data centre builds.

### Hot swappable fan management

Each of the unit's centrifugal fans are 'hot swappable' allowing the fan assembly to be replaced while the unit is still running.

### Future-proof, flexible, 24/7

As an intelligent stand-alone unit or when networked with up to eight units, the InRak™ adapts to your data centre's particular requirement. Its compact, modular design makes it easy for multiple units of different size and capacity to be added as load increases or to eliminate hot spots. Smartly networked standby units ensure 24/7 availability.

# Data centre management

Taken to another level

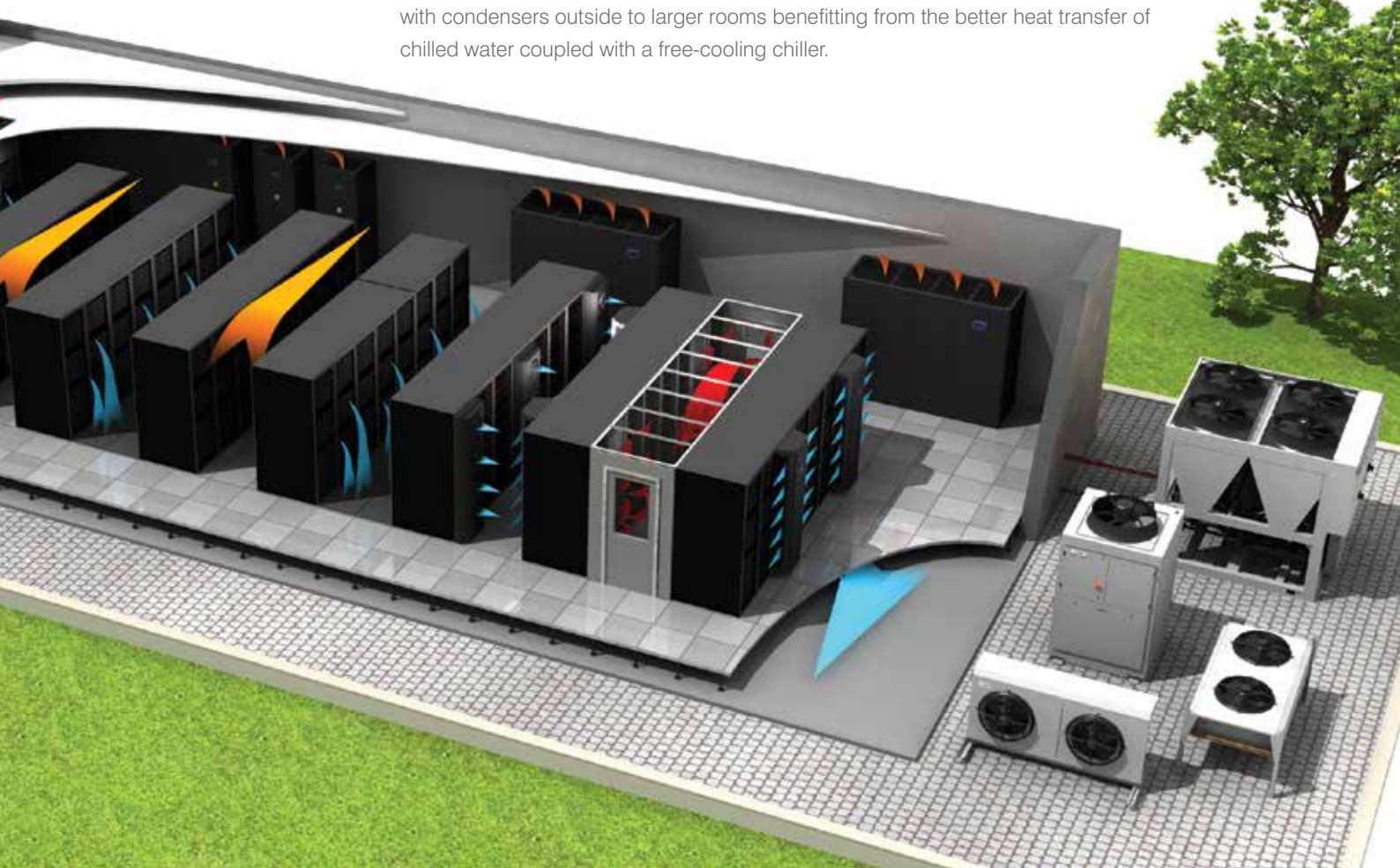
ACIS™ building management system developed by Airedale, enables you to manage smart cooling and other building services, from any manufacturer, in a single, integrated system across multiple sites and communication protocols. ACIS™ sits at the front end of a building system, putting you in control of reducing operating costs.

With the click of a button on a PC, tablet or phone, valuable and intelligent information can be pulled back automatically for remote 24/7 monitoring and maintenance, enhanced system operation and improved decisions.



## Integrated cooling solutions As you grow your data centre

Designed to be stand-alone, Airedale units are even more efficient when integrated together, sharing intelligence and reducing your total lifecycle costs. Our systems give you the confidence to move from low to medium to high density cooling as you populate and grow your data centre – from small rooms with DX indoor units linked with condensers outside to larger rooms benefitting from the better heat transfer of chilled water coupled with a free-cooling chiller.





# Specifications at a glance

## InRak™ DX – cooling by compressor

InRak™ DX is part of a closed refrigerant circuit controlled by scroll compressor technology. The InRak™ fans draw hot return air across an evaporator, heat is transferred into the refrigerant and dispelled via an external air cooled condenser.

## InRak™ CW - chilled water cooling

In a closed chilled water circuit, fans in the InRak™ CW pull hot return air across the heat exchanger, transferring heat to the cooling water, fed to a chiller located externally which removes the heat and returns chilled water back to the InRak.




InRak DX



InRak CW



DX air cooled



Chilled water

## Mechanical

- 10 – 63kW nominal cooling capacities
- 12 models: 4 x single circuit DX, 4 x single circuit CW, 4 x dual circuit CW
- Quiet, efficient scroll compressors
- Efficient 'A' frame coil design for maximum heat exchanger area
- Compact design for 83% more cooling per m<sup>2</sup> compared with a conventional CRAC unit
- Top connection for rooms without a floor void

## Energy saving

- EER up to 108.03 (n+1, CW)
- Designed and optimised for R410A
- EC 20 – 120rps inverter compressor for exact capacity match and high part load efficiency
- EC electrically commutated centrifugal fans for up to 94.9 EER (n+1, CW) and 66% energy saving p.a.\*
- Integration with a free-cooling chiller for up to 50% energy savings (option)\*\*

\* compared with a conventional CRAC unit

\*\* compared with a conventional chiller

## Resilience

- n + 1 fan configuration for increased efficiency and uptime (option)
- Aisle pressure control managing pressure between the hot and cold aisle
- Automatic transfer switch
- Hot swappable fans allowing fan assembly to be replaced while unit is running
- Water detection and automatic isolation (option)

## Electrical & Controls

- Advanced control system solutions
- Air filtration (option)
- Controller power backup to ensure rapid re-start
- Self-regulating constant flow control simplifies commissioning
- Isolating solenoid valves (option)



## Nomenclature explained

	LIR	60	42U	-	C0	40	-	0	1
<b>LIR</b>	LogiCool InRak								
<b>60</b>	Case width in centimetres								
<b>42U</b>	Unit height in U								
<b>C0</b>	Chilled water cooling, single circuit Chilled water cooling, double circuit DX cooling, single circuit - tandem internal compressors (50Hz only) DX cooling, single circuit - single internal compressor								
<b>CC</b>									
<b>X2</b>									
<b>X1</b>									
<b>10 - 60</b>	Nominal cooling capacity in kW								
<b>0</b>	400V/3 + N 50Hz								
<b>1</b>	380V/3+N 60Hz								

## InRak™ standard case size



## EU F-Gas Regulations

This product range contains R410A fluorinated greenhouse gas with a GWP of 2088, weight range of 3.8 - 4.2kg, representing 7.9 - 8.7 equivalent tonnes of CO<sub>2</sub>.

## InRak™ technical specifications:

Unit (-)	Nominal cooling <sup>1</sup> <sup>2</sup> (kW)	Nominal power input <sup>2</sup> (kW)	EER (-)	Part load EER <sup>3</sup> (-)	Dimensions (H x W x D mm)	Mass (kg)
<b>Single Circuit Direct Expansion</b>						
400V / 3~ / 50Hz						
LIR6042U-X123-0	36.0	11.98	3.00	5.80	1994 x 600 x 1344	395
LIR6042U-X130-0	37.0	12.16	3.04	5.82	1994 x 600 x 1344	395
LIR6042U-X240-0	50.6	17.34	2.92	4.97	1994 x 600 x 1344	442
LIR6042U-X250-0	53.3	17.17	3.10	5.24	1994 x 600 x 1344	442
<b>Single Circuit Chilled Water</b>						
400V / 3~ / 50Hz						
LIR6042U-C030-0	38.9	0.36	108.03	261.85	1994 x 600 x 1344	338
LIR6042U-C040-0	47.1	0.65	72.48	197.80	1994 x 600 x 1344	338
LIR6042U-C045-0	54.0	1.15	46.99	159.43	1994 x 600 x 1344	348
LIR6042U-C060-0	67.2	2.43	27.66	113.24	1994 x 600 x 1344	348
<b>Dual Circuit Chilled Water</b>						
400V / 3~ / 50Hz						
LIR6042U-CC22-0	27.1	0.33	82.15	203.70	1994 x 600 x 1344	344
LIR6042U-CC26-0	33.0	0.67	49.21	153.14	1994 x 600 x 1344	344
LIR6042U-CC30-0	37.8	1.18	32.06	117.29	1994 x 600 x 1344	361
LIR6042U-CC40-0	44.8	2.39	18.75	83.29	1994 x 600 x 1344	361

<sup>1</sup> Nominal cooling refers to the total gross cooling.

<sup>2</sup> Nominal conditions are: DX 35°C/24% air on condition, 35°C ambient. CW 35°C/24% air on condition, 10/16°C water temperatures.

<sup>3</sup> Part load EER's are the operating EER when the required duty is fixed at 50% of the maximum duty of the unit

Performance data calculated in accordance with BSEN 14511-2011 and Eurovent 6/6

## 50 Hz and 60 Hz power supplies available as follows:

	X1	X2	C0	CC
400 V / 3PH / 50 Hz Supply	•	•	•	•
380 V / 3PH / 60 Hz Supply	•	---	•	•

# Performance tested

Quality is assured by our on-site, world-class testing and production facilities and the application of the latest manufacturing techniques and continuous improvement.



“ A factor influencing selection of Airedale was its transparency and facility to witness test. We prefer working with a UK manufacturer who is carrying out product development work and can give us support and reassurance throughout.

Steve Vandyke  
Head of Technical Services  
National Gallery

## InRak™ in action: EMIS data centre

### The challenge

Egton Medical Information Systems Ltd (EMIS) is the UK's leading supplier of healthcare software and related services to GP practices and is estimated to hold the data for around 39 million patient records. EMIS required a new 24/7 data centre as expansion to the existing facility in order to increase its secure and resilient capacity. The data centre incorporates a highly efficient, reliable cooling and monitoring solution designed by Airedale.



### Airedale solution

- 4 x InRak™ chilled water 33kW in-row coolers (EC fan, N + 1) sitting within a cold aisle containment pod
- 2 x DeltaChill™ FreeCool 180kW ExtraQuiet compact chillers with N + 1 resilience and up to 92% of the year with free-cooling active
- ACIS™ building energy management system monitors power to all the data centre areas, calculates live PUE and provides chiller sequencing, alarm management and fire and water detection
- 24/7 service support

### “ We are aiming for a Gold CEEDA\* and PUE of 1.3

*The InRak™ units make the aisle containment far more efficient; they are very clever; they communicate with each other to maintain pressure and temperature consistent with the room. Their EC fans are great – they are all linked to the ACIS™ and ramp up and down according to demand. ACIS™ gives us 24/7 control of the operation and peace of mind. When the data centre is fully populated, the Airedale cooling solution should guarantee an annualised PUE of 1.3 for the room.*

Mike Marchant, Data Centre Manager, EMIS

\* CEEDA: Certified Energy Efficiency Data Centre Award



Via a touch screen interface, the operator can monitor room temperature and pressure; the fresh air unit and the UPS battery life, run time and load

# Total support

Whenever you need it

At Airedale, we don't just manufacture and supply cooling and refrigeration products; we also provide a broad range of supporting services to ensure our customers receive the best possible aftersales care.

With more than 40 years' experience in business critical cooling, investing in an Airedale cooling or refrigeration solution means that you can benefit from our advice, expertise and technical support too. From design and selection, through to commissioning and beyond, we make sure your system reduces your total cost of ownership, whilst providing maximum availability and longevity.

## Service plans Maximising your system's effectiveness 24/7




An Airedale service plan provides a planned, preventative maintenance package to sustain the optimum efficiency of your system, enabling the user to see real savings in energy costs and reduced carbon emissions.

With Airedale, you can rest assured that help is never far away. Our 24/7 emergency helpline and call out service is available 365 days of the year, ensuring that we are always on hand to provide expert advice and immediate help, day or night.

A guaranteed emergency response time means that a qualified Airedale engineer will be with you in no time, therefore maximising your system's uptime. Service plans also ensure F Gas compliance and incorporate a full parts and labour warranty for the first 12 months.

For more information visit [www.airedale.com](http://www.airedale.com)

\* For customers outside the UK, our international distributors trained by Airedale would be pleased to offer service on Airedale units



**Talk directly with  
an experienced  
engineer**

Find out how we design our systems to reduce your whole life costs. Our highly experienced engineers are adept at tailoring our systems to suit your requirements.

**+44 (0)113 239 1000**



**Have complete  
control of your site**

Customers with critical sites can benefit from our remote monitoring facility. Aftersales services include chiller sequencing, network setup and integration as well as a live demonstration and training centre at our head office.



**24/7 support;  
maintenance and  
spares**

Immediate help on hand to keep your critical cooling system operational. Realise the full potential of your system; improve its longevity and efficiency and be F Gas compliant. Avoid downtime with our fast, efficient spares service.



**Develop  
your skills**

Learn more about your cooling system by attending an air conditioning and refrigeration course in our purpose-built training school. Train on high-tech cooling systems and fully operational rigs in our dedicated workshops. Industry recognised courses also available. Email [training@airedale.com](mailto:training@airedale.com) for further details.

Distributed by:

